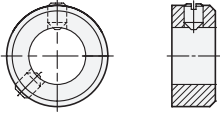
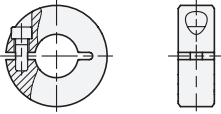
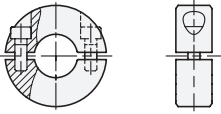
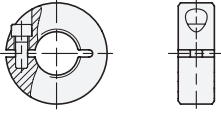
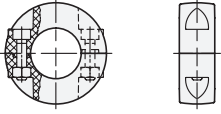
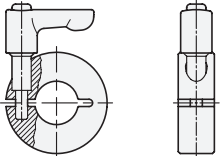
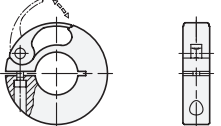
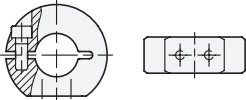
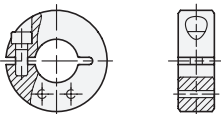
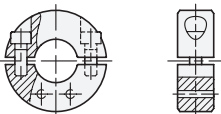
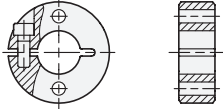
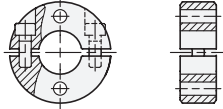
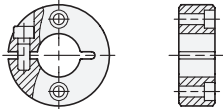
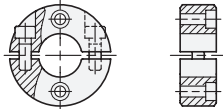
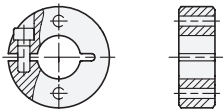
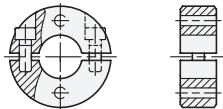

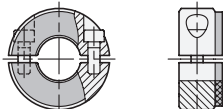

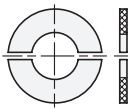




Anwendung	Stellringe, einfach	Stellringe, geschlitzt	Stellringe, geteilt
Universell einsetzbar	<p><b>GN 705</b> entspricht DIN 705</p> 	<p><b>GN 706.2</b> Standardausführung</p> 	<p><b>GN 707.2</b> Standardausführung</p> 
		<p><b>GN 706.3</b> Gewindeklemmringe</p> 	<p><b>GN 707.5</b> Kunststoff</p> 
		<p><b>GN 706.4</b> mit verstellbarem Klemmhebel</p> 	
		<p><b>GN 704</b> Schnellspann-Klemmringe</p> 	
	Sensorbefestigung		<p><b>GN 7062.1 - Form A</b> Gewindebohrungen, radial</p> 
		<p><b>GN 7062.1 - Form B</b> Gewindebohrungen, axial</p> 	<p><b>GN 7072.1 - Form B</b> Gewindebohrungen, axial</p> 

Anwendung	Stellringe, geschlitzt	Stellringe, geteilt	
Flansch- befestigung	<p><b>GN 7062.2 - Form A</b> mit zwei Durchgangsbohrungen</p> 	<p><b>GN 7072.2 - Form A</b> mit zwei Durchgangsbohrungen</p> 	
	<p><b>GN 7062.2 - Form B</b> mit zwei Senkbohrungen</p> 	<p><b>GN 7072.2 - Form B</b> mit zwei Senkbohrungen</p> 	
	<p><b>GN 7062.2 - Form C</b> mit zwei Gewindebohrungen</p> 	<p><b>GN 7072.2 - Form C</b> mit zwei Gewindebohrungen</p> 	
	Dämpfung	<p><b>GN 7062.3</b> mit Dämpfungsscheibe</p> 	<p><b>GN 7072.3</b> mit Dämpfungsscheibe</p> 
	Zubehör	<p><b>GN 7062.30</b> Dämpfungsscheiben</p> 	<p><b>GN 7072.30</b> Dämpfungsscheiben</p> 
			<p><b>GN 311</b> Verstellbare Klemmhebel</p> 
		<p><b>GN 7062.10</b> Edelstahl- Sensorhalter</p> 	

3.1

3.2

3.3

3.4

3.5

3.6

3.7

3.8

3.9

